



Year 3 - Home Learning

Please find below a series of lessons and links that you are able to complete as home learning. In addition to these, we will be in contact with a live link that you will be able to use to join your class and teacher at a point(s) throughout the day.

If you have any questions or queries related to the learning below, please do not hesitate to contact your child's class teacher or the school office who will be happy to help.

Reading

| | | |
|--|--|--|
| Each day you will read a chapter of a book and complete the linked activity on Purple Mash . Please let your teacher know if you need your login for this. | | |
| 1 | Read Chapter 1. Complete All About Volcanoes. | <p>Days 1-5, you will be reading:</p>  <p>The Sleeping Volcano</p> <p>Sleeping Volcano</p> <p><u>To find type 'sleeping volcano' into the search bar</u></p> |
| 2 | Read Chapter 2. Complete The Ladder | |
| 3 | Read Chapter 3. Complete Write a Conversation. | |
| 4 | Read Chapter 4. Complete The Eruption. | |
| 5 | Read Chapter 5 & 6. Complete Volcano Experience. | |
| 6 | Read Chapter 1. Complete Guide Book for Pirates. | <p>Days 6-10, you will be reading:</p>  <p>Pirate Family Smith</p> |
| 7 | Read Chapter 2. Complete The Treasure Chest. | |
| 8 | Read Chapter 3. Complete The Trouble with Purple Beard. | |

| | | |
|-----------|--|---|
| 9 | Read Chapter 4. Complete The Hidden Treasure. | Pirate Family Smith <u>To find type 'pirate family smith' into the search bar</u> |
| 10 | Read Chapter 5 & 6. Complete Hope's Diary. | |

Remember, you can record this and any other reading you do in your reading diary to share with your teacher when you return to school.



Literacy

Watch the video 'Catch It' by following this link or clicking on the picture before you complete the activities.



<https://www.literacyshed.com/catchit.html>

| | |
|----------|---|
| 1 | Imagine you are one of the meerkats. Can you create a timeline of what happened from your point of view? Use this as a starting point: <ol style="list-style-type: none"> 1. We were fast asleep in our burrow dreaming about our next meal. 2. We woke up and glanced around for something to eat, before discovering a tasty treat hanging in a nearby tree. 3. Suddenly.... |
| 2 | Today, change your perspective and imagine you are the vulture. Can you create a timeline of the vultures thought. Use this as a starting point: <ol style="list-style-type: none"> 1. I was flying across the desert frantically searching for something to eat as I was starving! 2. I glimpsed a fruit, sparkling like a ruby, hanging from a tree. |
| 3 | The meerkats come up with a cunning plan to try and reclaim the fruit from the vulture. Can you think of another way they could have done this? Create a series of pictures to explain and plan out your alternative method. |









| | |
|--|---|
| 4 | <p>Using the pictures you created yesterday of the plan to capture the fruit, write a set of instructions you could give to the meerkats to explain this.</p> <p>Remember to number your instructions and to start with imperative (bossy) verbs and/or time conjunctions (first, then).</p> <p>e.g. First, find a rope and create a circular hoop in the end.</p> <p>Next, climb to the top of the tallest tree in the Savannah.</p> |
| 5 | <p>Choose to be either the vulture or one of the meerkats. Can you write a diary entry to explain what happened during your day.</p> <p>Remember to use the pronoun 'I' and to write in the first person.</p> |
| <p>Imagine you discover this shed. You walk through the door and your breath is taken away as it is so much bigger on the inside. As your eyes adjust to the darkness, you see this man looking at you...</p> <div style="display: flex; justify-content: space-around; align-items: center;">   </div> | |
| 6 | <p>Think about what the man says to you.</p> <p>First consider who he is, he could be a wizard or perhaps an inventor.</p> <p>Try to come up with at least three ideas, using no more than 10 words in each. (e.g. 'How dare you enter my workshop without knocking!' = 8 words)</p> |
| 7 | <p>Now you have thought about who the man is, consider what he is wearing.</p> <p>Build a bank of words and phrases to describe the man using a range of adjectives (e.g. emerald cloak, eyes the shape of almonds)</p> |
| 8 | <p>Draw what the inside of the shed looks like, think about what the mysterious man would have inside based on the character you have created. Label your picture with nouns and adjectives.</p> |
| 9 | <p>Plan out what happens next in your story. Use this structure as a starting point:</p> <ol style="list-style-type: none"> 1. Go into the shed 2. The man speaks to you 3. Something unexpected happens (think about how you feel) 4. You wonder if your life will ever be the same again... |
| 10 | <p>Using your plan and the descriptions you created on day 6, 7 and 8, write your story. You can type this or write it by hand. We would love to see the narratives you have created when you return to school!</p> |



If you need any equipment to complete this learning, please let the school office know and we can arrange to drop this to you.

Maths

| | |
|--|--|
| These links will take you to the Oak Academy Website where you can access lessons that will work on these maths skills. You can also practise your times tables using TT Rockstars . | |
| 1 | Reading and Writing 3 digit numbers. https://classroom.thenational.academy/lessons/reading-and-writing-3-digit-numbers-ccrk4r |
| 2 | Partitioning Numbers https://classroom.thenational.academy/lessons/partitioning-numbers-in-different-ways-cgw34d |
| 3 | Ordering and Comparing 3 digit numbers. https://classroom.thenational.academy/lessons/ordering-and-comparing-3-digit-numbers-68w68d |
| 4 | Addition and Subtraction in the context of money. https://classroom.thenational.academy/lessons/to-use-addition-and-subtraction-in-the-context-of-money-cmv32c |
| 5 | Using and exchanging money. https://classroom.thenational.academy/lessons/to-exchange-money-for-items-crv3je |
| 6 | Adding multiples of 10 to 3-digit numbers. https://classroom.thenational.academy/lessons/adding-multiples-of-10-to-3-digit-numbers-cgwp6d |
| 7 | Subtracting multiples of 10 from 3 digit numbers. https://classroom.thenational.academy/lessons/subtracting-multiples-of-10-from-3-digit-numbers-61k34t |
| 8 | Understanding Clocks https://classroom.thenational.academy/lessons/understanding-that-clocks-have-more-than-one-scale-64wpae |
| 9 | Reading the time https://classroom.thenational.academy/lessons/reading-analogue-time-to-the-nearest-minute-cdgkjd |
| 10 | Looking at am and pm https://classroom.thenational.academy/lessons/telling-the-time-to-am-and-pm-68w3cd |

Non-Core Sessions

| Here are some non-core sessions you can complete during the week. Follow the links by clicking the pictures to take you to the relevant sites. | | |
|--|---|--|
| 1 | <p>History – Develop your knowledge about prehistoric Britain</p> <p>https://classroom.thenational.academy/lessons/how-do-we-know-about-prehistoric-britain-61jp4c</p> |  History |
| 2 | <p>PSHE: Consider our new school rules- Respect, Responsibility and Ready to Learn and what positive learning behaviours would fit each category.</p> <p>Task- Create a poster that includes key behaviours and images of what these would look like.</p> |  RSHE (PSHE) |
| 3 | <p>Science: Explore Raw and Synthetic Materials</p> <p>https://classroom.thenational.academy/lessons/what-is-a-raw-material-6wtkcc?activity=video&step=1</p> |  Science |
| 4 | <p>Geography – Discover the Geography of England.</p> <p>https://classroom.thenational.academy/lessons/what-is-the-geography-of-england-69j3at</p> |  Geography |
| 5 | <p>PE with Joe Wicks!</p> <p>https://www.youtube.com/watch?v=Rz0go1pTda8</p> |  |
| 6 | <p>History – Find out which animals lived in prehistoric Britain.</p> <p>https://classroom.thenational.academy/lessons/which-animals-lived-in-prehistoric-britain-cgw6cd</p> |  History |
| 7 | <p>Science – Develop your understanding of what a synthetic material is further.</p> <p>https://classroom.thenational.academy/lessons/what-is-a-synthetic-material-74wk8c</p> |  Science |
| 8 | <p>PSHE- A recipe for friendship</p> <p>What are the ‘ingredients’ that make a good friendship? Discuss with an adult what is important in a friendship. Write your ideas down - recipe style!</p> <p>For example:</p> <ul style="list-style-type: none"> • A handful of sharing • 10 scoops of kindness |  RSHE (PSHE) |


| | | |
|-----------|--|---|
| | Sometimes we can fall out with friends so you could think of another recipe – a recipe for making up. | |
| 9 | <p>Draw with Rob.</p> <p>Choose one of the Draw with Rob videos and draw a picture alongside him to make your own drawing. You will need colouring pencils, paper and a pencil. You can pause the video as you go.</p> |  |
| 10 | <p>Another Joe Wicks Workout!</p> <p>https://www.youtube.com/watch?v=qGKGNzNbWjU</p> |  |

Year 3 - Home Learning Term 3 and 4

Please find below a series of lessons and links that you are able to complete as home learning. In addition to these, we will be in contact with a live link that you will be able to use to join your class and teacher at a point(s) throughout the day.

If you have any questions or queries related to the learning below, please do not hesitate to contact your child's class teacher or the school office who will be happy to help.

Reading

| Each day you will read a chapter of a book and complete the linked activity on Purple Mash . Please let your teacher know if you need your login for this. | | |
|--|---------------------------------------|--|
| 1 | Read Chapter 1. Complete the quiz. | <p>Days 1-7, you will be reading:</p>  <p>Alien Hotel</p> <p><u>To find type 'Alien Hotel' into the search bar or you should find it set in your 2dos</u></p> <p>Days 8,9 and 10 Read your school home reader and record in your home reading diary.</p> |
| 2 | Read Chapter 2. Complete the quiz | |
| 3 | Read Chapter 3. Complete the quiz | |
| 4 | Read Chapter 4. Complete the quiz | |
| 5 | Read Chapter 5 Complete the quiz | |
| 6 | Read Chapter 6 Complete the quiz | |
| 7 | Read Chapter 7 Complete the quiz | |

Literacy

| | |
|----|---|
| 1 | Your English is going to have a focus on writing persuasive texts. Today you will look at the features of adverts. https://classroom.thenational.academy/lessons/to-understand-the-features-of-adverts-65k3ed |
| 2 | Today's lesson looks at adding suffixes. https://classroom.thenational.academy/lessons/to-investigate-suffixes-more-er-and-est-suffixes-6rv6at |
| 3 | This session looks at using prepositions. https://classroom.thenational.academy/lessons/to-explore-prepositions-74t66r |
| 4 | Today you will be building up vocabulary. https://classroom.thenational.academy/lessons/to-build-scientific-vocabulary-to-describe-healthy-snacks-70tp4d |
| 5 | You will continue to focus on vocabulary in today's session. https://classroom.thenational.academy/lessons/to-develop-a-rich-understanding-of-words-associated-with-meals-crt64d |
| 6 | In today's session you will be designing a healthy snack. https://classroom.thenational.academy/lessons/to-design-a-healthy-snack-6mwkad |
| 7 | In this session you will be looking at suffixes again. https://classroom.thenational.academy/lessons/to-practise-and-apply-knowledge-of-suffixes-more-er-and-est-including-test-c8w64r |
| 8 | This session looks at building vocabulary. https://classroom.thenational.academy/lessons/to-build-persuasive-vocabulary-to-use-in-our-advert-ctk3ed |
| 9 | This session focuses on using complex sentences. https://classroom.thenational.academy/lessons/to-write-complex-sentences-about-our-healthy-snack-60upct |
| 10 | In this lesson you will be designing and writing an advert for a healthy snack. https://classroom.thenational.academy/lessons/to-design-and-write-an-advertisement-for-a-healthy-snack-6cv34t |











If you need any equipment to complete this learning, please let the school office know and we can arrange to drop this to you.

Maths

| | |
|--|--|
| <p>These links will take you to the Oak Academy Website where you can access lessons that will work on these maths skills. You can also practise your times tables using TT Rockstars.</p> | |
| 1 | <p>These home learning session will focus on multiplication and division. Today you will start by recalling the 3 x table.</p> <p>https://classroom.thenational.academy/lessons/recalling-the-3-times-table-c8tp4d</p> |
| 2 | <p>Today's session looks at the 4 x table.</p> <p>https://classroom.thenational.academy/lessons/recalling-the-4-times-table-cmt64e</p> |
| 3 | <p>This session focuses on using arrays.</p> <p>https://classroom.thenational.academy/lessons/using-arrays-to-represent-the-3-and-4-times-tables-6xk38r</p> |
| 4 | <p>This lesson recaps that multiplication can be done in any order.</p> <p>https://classroom.thenational.academy/lessons/understanding-multiplication-can-be-completed-in-any-order-68rp6c</p> |
| 5 | <p>This session looks at using bar models to represent known times tables.</p> <p>https://classroom.thenational.academy/lessons/using-bar-models-to-represent-known-times-tables-6tj62e</p> |
| 6 | <p>This lesson is to help you understand that multiplication and division are inverse operations.</p> <p>https://classroom.thenational.academy/lessons/understanding-that-multiplication-and-division-are-inverse-operations-61gk0r</p> |
| 7 | <p>In this session you will be using the inverse to find missing numbers.</p> <p>https://classroom.thenational.academy/lessons/using-the-inverse-operation-to-find-missing-numbers-cgt32c</p> |
| 8 | <p>Today you will be recalling multiplication and division facts.</p> <p>https://classroom.thenational.academy/lessons/recalling-multiplication-and-division-facts-cmwk0d</p> |
| 9 | <p>This session looks at using factors and products to solve division problems.</p> <p>https://classroom.thenational.academy/lessons/using-factors-and-products-to-solve-division-problems-cmtp4e</p> |
| 10 | <p>Today's lesson will help you to consolidate your multiplication and division knowledge.</p> <p>https://classroom.thenational.academy/lessons/consolidating-multiplication-and-division-knowledge-part-1-70vkec</p> |

Non-Core Sessions

Here are some non-core sessions you can complete during the week. Follow the links by clicking the pictures to take you to the relevant sites.

| | | |
|----|---|--|
| 1 | <p>Your history sessions will link with your class topic. This session looks at how Ancient Greece was organised. https://classroom.thenational.academy/lessons/how-was-ancient-greece-organised-6mv3jr</p> |  History |
| 2 | <p>Today's session looks at staying safe in the home. https://classroom.thenational.academy/lessons/hazards-in-the-home-6mt68c</p> |  RSHE (PSHE) |
| 3 | <p>This lesson will recap on previous learning about what the key parts of a healthy diet are. https://classroom.thenational.academy/lessons/what-are-the-key-parts-of-a-healthy-diet-60wkgr</p> |  Science |
| 4 | <p>This lesson looks at the countries of Europe. https://classroom.thenational.academy/lessons/what-are-the-countries-of-europe-69k6cr</p> |  Geography |
| 5 | <p>PE with Joe Wicks! https://www.youtube.com/watch?v=Rz0go1pTda8</p> |  |
| 6 | <p>In this lesson you will look at why we know so much about ancient Greece. https://classroom.thenational.academy/lessons/why-do-we-know-so-much-about-ancient-greece-75h6ce</p> |  History |
| 7 | <p>Today's session looks at why people with different lifestyles need different diets. https://classroom.thenational.academy/lessons/why-do-people-with-different-lifestyles-need-different-diets-6nj66r</p> |  Science |
| 8 | <p>This session looks at how to stay safe when you are out and about on your bike. https://classroom.thenational.academy/lessons/king-of-the-road-6mu36</p> |  RSHE (PSHE) |
| 9 | <p>Draw with Rob. Choose one of the Draw with Rob videos and draw a picture alongside him to make your own drawing. You will need colouring pencils, paper and a pencil. You can pause the video as you go.</p> |  |
| 10 | <p>Another Joe Wicks Workout! https://www.youtube.com/watch?v=qGKGNzNbWjU</p> |  |

